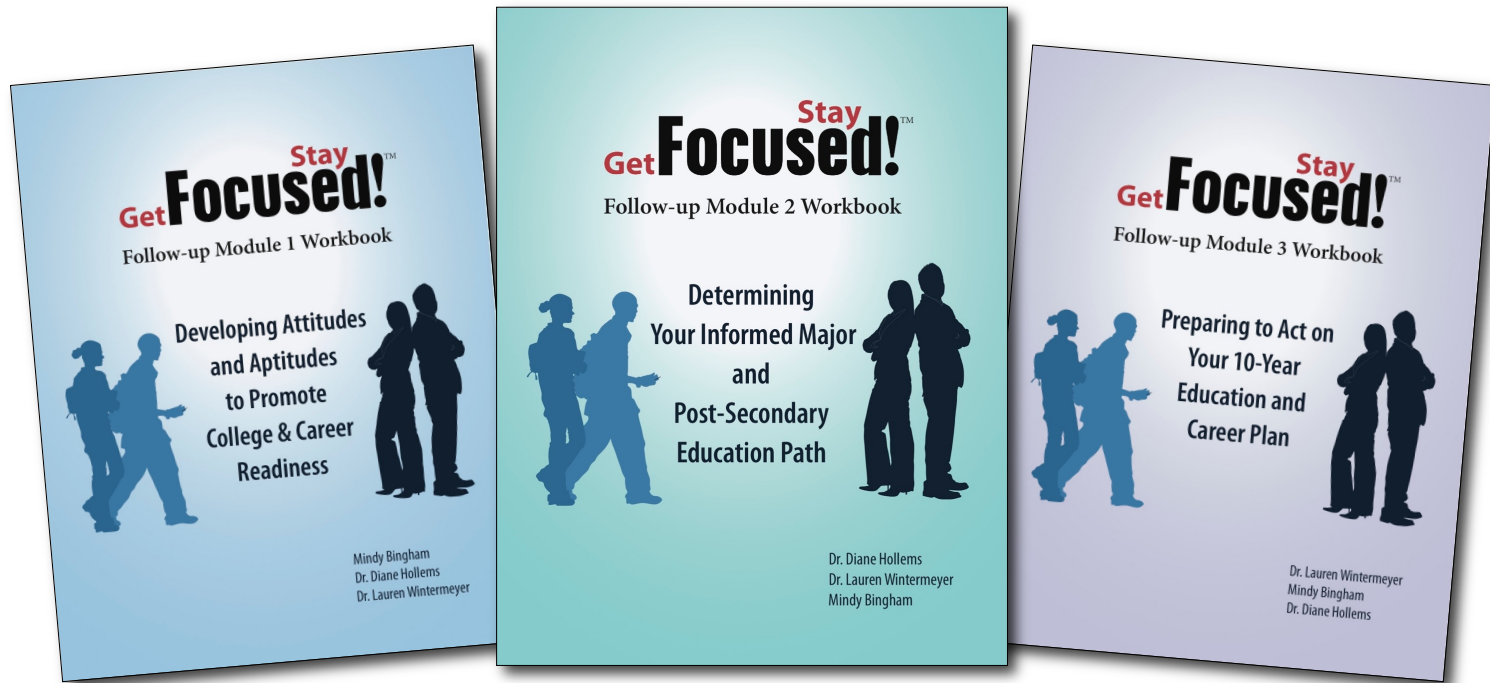


Get Focused... *Stay Focused!*[®] Follow-up Modules

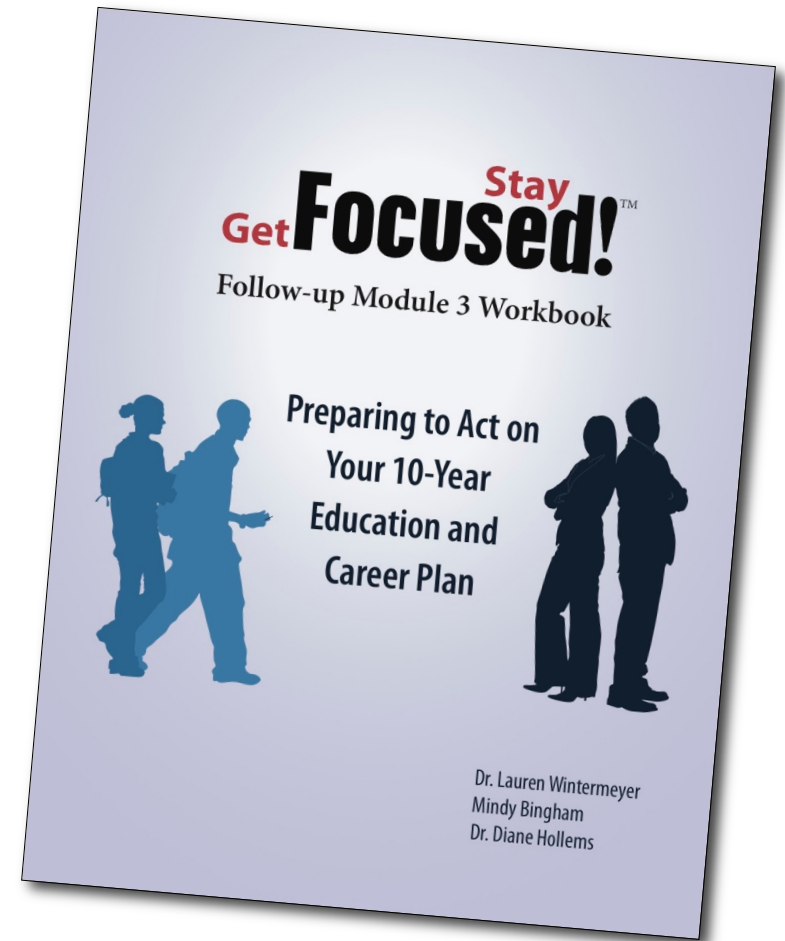


Follow-up Module 3

Early in 12th grade

Open to 5/153 in the GFSF
Program and Instructional
Manual

*Preparing to Act on
Your 10-Year
Education and Career
Plan*

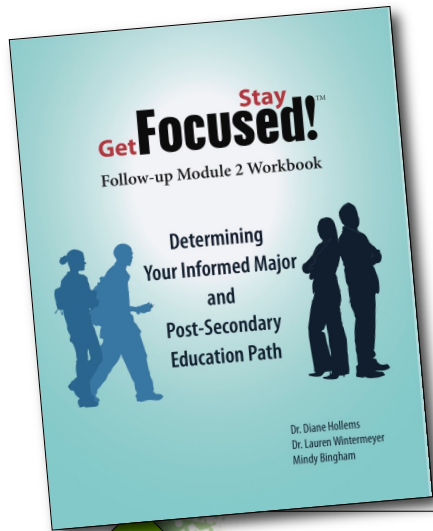


Give one... Get one...

- Find your opposite.
 - North - South
 - East -West
- Share one quote, piece of advice, or story that you your remind yourself of when the going gets tough.

LESSON 1

Students begin the module by reviewing their current online 10-year Plans



My10yearPLAN.com[®]
Online 10-year Plan
& Portfolio



LESSONS 1-3

Creating a Comprehensive Education Plan

- Updating your 10-year Plan and your Education Plan
- Building a skills-based Education Plan for self-directed learners
- Back-up plans for navigating your education and career path

Important Distinctions

*What is a **Skills-based Education Plan**?*

*How is an skills based Education Plan different from a **Student Education Plan (SEP)**?*


A Skills-based Education Plan details the **skills and knowledge** you want to or need to acquire for:

- Your chosen career
- Your lifestyle

**A Student Education
Plan** details the **courses**
you need to take for
your degree or
credential

A SEP is a **subset** of a Skills-based Education Plan

*It is the list and order of **courses required for completion of a credential in college or another formal post-secondary setting***



Skills-based Education Plan

Wendy's Skills Inventory				
		CHOSEN CAREER	Back-up Career #1	Back-up Career #2
Skills I Need to Learn	My Plan for Learning	Educational Publisher	College Professor Business	Documentary Film Producer
Graphic design on the computer	Certification courses at community college	X		X
Sales and persuasion techniques	Extension courses at local college, on-the-job training	X	X	
InDesign software	Online tutorial	X		X
Video production and editing	Community television workshops	X		X
Building web pages	Online tutorial, adult education class, hire tutor	X		
Copyright law	Read a book, question my mentor	X		X
Negotiating publishing contracts	On-the-job training, read best book on the topic	X	X	
Project and time management	College coursework in business administration	X	X	X

TURN TO PAGES 17 & 18 IN MODULE 3 (9/9 GFSF MANUAL)

The online Skills-based Education Plan

		<input type="checkbox"/>	<input checked="" type="checkbox"/>	<input type="checkbox"/>		
	Menu planning		<input type="checkbox"/>	<input type="checkbox"/>	<input type="checkbox"/>	
My Education Plan						
Skills I Need To Learn	My Plan For Learning					
Become proficient with InDesign software	Online tutorial	<input checked="" type="checkbox"/>	<input checked="" type="checkbox"/>	<input checked="" type="checkbox"/>		
Computer skills for web pages	Take a community college course	<input checked="" type="checkbox"/>	<input checked="" type="checkbox"/>	<input checked="" type="checkbox"/>		
Interpersonal skills when dealing with clients	Learn on-the-job	<input checked="" type="checkbox"/>	<input checked="" type="checkbox"/>	<input checked="" type="checkbox"/>		
Learn about copyrights	Research online	<input checked="" type="checkbox"/>	<input checked="" type="checkbox"/>	<input checked="" type="checkbox"/>		
Management of Financial Resources	Take a course at my college	<input checked="" type="checkbox"/>	<input type="checkbox"/>	<input checked="" type="checkbox"/>		
Negotiating and writing publishing contracts	Ask a mentor for guidance	<input checked="" type="checkbox"/>	<input type="checkbox"/>	<input type="checkbox"/>		
Small business management and accounting	Take a course at my college	<input checked="" type="checkbox"/>	<input type="checkbox"/>	<input checked="" type="checkbox"/>		
Time Management	Find a method that works for me by	<input checked="" type="checkbox"/>	<input checked="" type="checkbox"/>	12	<input checked="" type="checkbox"/>	

**AN
 IMPORTANT
 TOOL FOR
 POST-
 SECONDARY
 PLANNING
 THAT IS
 PART OF
 MY SKILLS
 INVENTORY
 ON
 MY10YEARPLAN.COM**

*Creating and
maintaining
an Education
Plan is a life-
long process*



Creating a Skills-based Education Plan

- **STEP ONE:** Outline your SEP, using the skills you need as the basis for what courses to choose in your major
- **STEP TWO:** Research alternative learning opportunities to acquire any skills that are not covered on your SEP

ALTERNATIVE LEARNING OPPORTUNITIES

- **THE BEST BOOK ON THE TOPIC**
- **THE BEST COURSE: TRADITIONAL OR ONLINE**
- **THE BEST VIDEOS**
- **ONLINE OPEN-SOURCE LECTURES**
- **MENTOR**
- **TUTOR**
- **INTERNSHIPS**
- **ON-THE-JOB TRAINING**
- **CAN YOU THINK OF OTHER WAYS TO LEARN A SKILL OR ACQUIRE KNOWLEDGE?**

SEE PAGES 274 OF CAREER CHOICES AND CHANGES

Practice what you preach...

- Think about your hobbies, passions, or potential career opportunities. Chose one.
- List the skills you need to acquire to develop that hobby, passion, or opportunity.
- Next to each one write one way you could develop that skill.
- Share with your “direction” opposite.
 - (North-South/East-West)

The balance of *Module 3* provides **prompts and tools** to help students successfully prepare for their post-secondary plans



LESSONS 4 - 11

Applying to College or Post-secondary Training

- Developing **action plan checklists**
- Developing your **college planning timeline**
- Seeking **letters of recommendation**
- Finalizing your **application essay**
- **Completing college applications**
- **Writing** your résumé, cover letters, and thank-yous

LESSONS 4-5

Planning Skills

that will pay off not only in students' post-secondary pursuits but throughout life.

- Developing **action plan checklists**
- Developing your **college planning timeline**

LESSONS 6 - 11

REAL WORLD WRITING ASSIGNMENTS THAT REALLY MATTER!

- Seeking **letters of recommendation**
- Finalizing your **application essay**
- Completing **college** and **scholarship applications**
- **Writing** your résumé, cover letters, and thank-yous

LESSONS 8-9

Financial Aid

- Researching scholarships opportunities online
- Applying for financial aid and scholarships



LESSONS 10

Complete College Applications

APPLYING ON-LINE



LESSONS 11

USING THE DECISION-MAKING RUBRIC

“My Next Step After High school Graduation”

“The Most Appropriate College for My Career and Life Goals”

Tips

- Lesson 4: Provide students the remaining SAT/ACT Dates
- Lesson 5: List of impacted majors and college eligibility index (CSU)
- Lesson 6: Require all students to get a letter of recommendation (give a deadline)
- Lesson 8: Local scholarships list/guest speakers schools app)
- Lesson 9: Financial aid guest speaker
- Lesson 11: Purdue OWL resources for resume and cover letter

LESSONS 12-15

College or Career?



It's not an either/or choice!

*Most students will work while in school.
Most employees will need additional
training or education to remain competitive.*

LESSON 13 & 15

Supporting research on college completion

Every student who enrolls to pursue a certificate, degree, or transfer objective, and in many cases even those seeking career advancement, needs a Student Education Plan...that can get them from their starting point to attainment of their educational goal.

Advancing Student Success in the California Community Colleges:
Recommendations of the California Community Colleges Student
Success Task Force

- Writing a Student Education Plan (SEP)
- Building a college schedule

LESSON 13

Determine the courses at the college of your choice that matches both your career goals AND major

MY10YEARPLAN.COM

[Help](#)

[Post-Survey](#)

[Report a Problem](#)

[Online 10-year Plan & Portfolio](#)

[Grading](#)

[Discussion](#)

[Click Here for Directions:](#)

VERY IMPORTANT: To make sure you are learning all the skills you need, be sure to consult [My Skills Inventory](#) chart as you finalize your course and training plan.

Dual Enrollment or Advance Placement Courses taken in High School

Course Title	Potential Credit	Grade or Score	Qualifies for credit	Earned Credit		
Introduction to Public Relations	4		No	0		
History	3	A	Yes	3		
English	3	A	Yes	3		
Biology	3	A	Yes	3		
Freshman Seminar	3	A	Yes	3		
Total College Credits	16			12		

[+ add new course](#)

Courses I Plan to Complete While in College

Course Title	Potential Credit	Grade or Score	Qualifies for credit	Earned Credit		
Advanced Curriculum Development	4		No	0		
Educational Policy	4		No	0		
Adolescent Psychology	4		No	0		
Adaptive Technology in Education	4		No	0		
Introduction to Web Design	4		No	0		
Technical Writing	4		No	0		
Principals of Marketing	4		No	0		
Introduction to Entrepreneurship	4		No	0		
Financial Accounting	4		No	0		
Visual Communication for Mass Media	4		No	0		
Public Relations Writing and Editing	4		No	0		
Contemporary Advertising	4		No	0		
Media Law	4		No	0		
Introduction to Web-based Journalism	4		No	0		
Copy Editing	4		No	0		
Total College Credits	60			0		

[+ add new course](#)

Additional Education and Training Opportunities to Learn the Skills I Need

[Click Here for Directions:](#)

Other education or training options	How or where is this available?	
-------------------------------------	---------------------------------	--

ENTER
THEIR
COURSE
PLANS
ONLINE

LESSONS 14

All students need to know how to apply for jobs and prepare for interviews



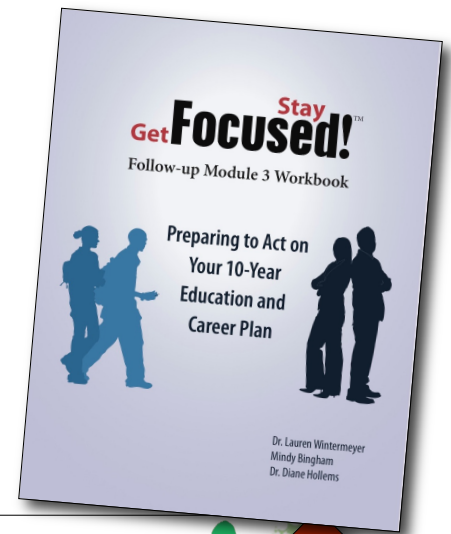
LESSON 15

**GET READY TO SIGN UP FOR CLASSES
SECURE THAT YOU'LL TAKE THE COURSES THAT
WILL EXPEDITE YOUR EDUCATION**

Develop your **class schedule**, using your college or post secondary training option's **online course schedule**

LESSON 16

Students end the module by updating their
online 10-year Plans
and Portfolios for Success
using what they've learned



My10yearPLAN.com[®]
Online 10-year Plan
& Portfolio



Tips:

- Lesson 11, 14, and 16: Senior Project
 - Career Portfolio modeled after freshmen year
 - Exit interview completed in English Class

Module Design

Progressive pedagogy that:

- Meets the Common Core State Standards
- Provides a **hybrid** learning opportunity
- Can fit a “flipped classroom” model



Grading:

GRADING THE *GET FOCUSED...STAY FOCUSED!* FOLLOW-UP MODULES

Option 1: Assignment Based	Option 2: Project Based
<p>Teacher grades keystone activities on My10yearplan.com.</p>	<p>Teacher grades projects that align with the content of the module.</p> <p>Rather than grading each activity, teacher monitors progress.</p>
<p>Module 1:</p> <ul style="list-style-type: none"> ● Keystone activities: 3, 5, 6, and 10-16 	<p>Module 1:</p> <ul style="list-style-type: none"> ● Presentation of High-Demand Career ● 25th Year Reunion Presentation
<p>Module 2:</p> <ul style="list-style-type: none"> ● Keystone activities: 3, 5, 6, 8-10, and 14-16 	<p>Module 2: PPT/Poster/Video:</p> <ul style="list-style-type: none"> ● Identify ideal career ● Major/training that aligns with that career ● Post-secondary institution that offers that major/training ● Admission requirements to his/her top choice post-secondary option
<p>Module 3:</p> <ul style="list-style-type: none"> ● Keystone activities: 2, 3, 5, 6, 9, 11-12, 14, and 16 	<p>Module 3:</p> <ul style="list-style-type: none"> ● Career Portfolio: initially completed as a freshmen and now completed as a culminating project in the senior year.

Now that we have explored all three modules...

Switch – Chip
and Dean Heath

3 keys to behavior change

Direct the rider


- give clear direction, reduce mental paralysis

Motivate the elephant

- find the emotional connection

Shape the path

- Reduce obstacles, tweak the environment, make the journey go downhill



Direct the Rider

- Find the bright spots: What are your school's current strengths related to college and career readiness.
- Script the critical moves: What are the small, specific changes your school can make to implement *GFSF* Follow-up Modules?
- Point to the destination: What is your end goal and why is it worth pursuing?

Remember these elements as you communicate *GFSF* to your faculty.

Student Voices